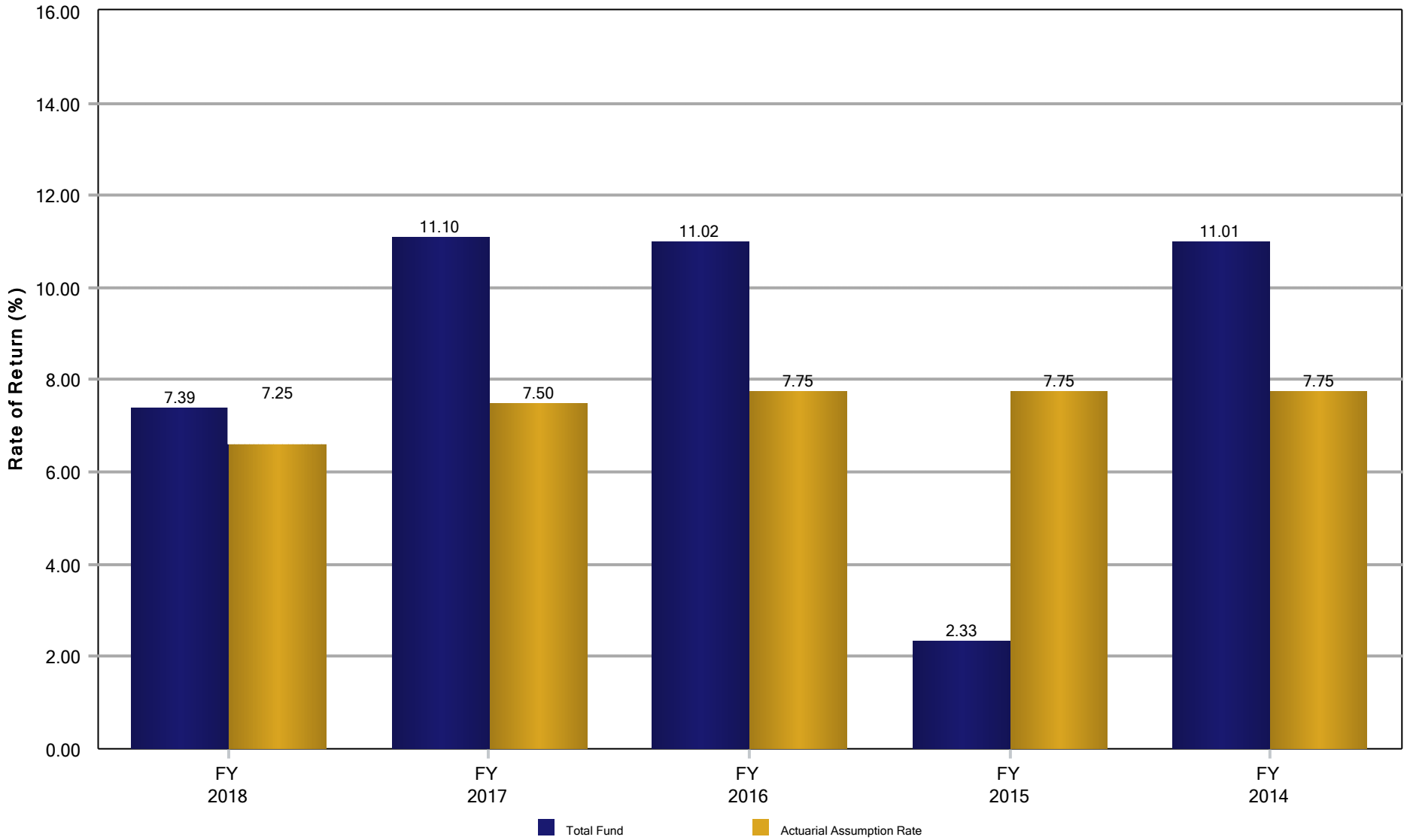


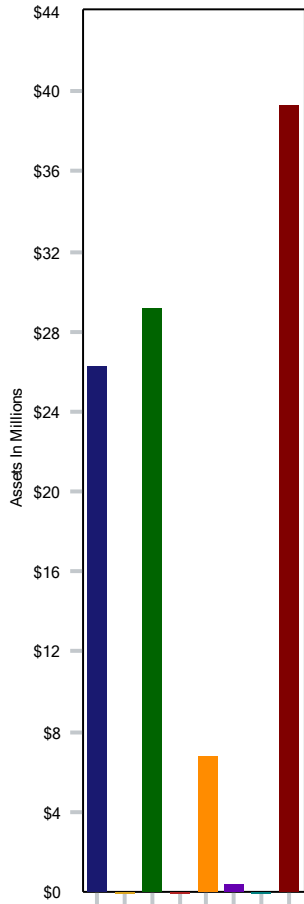
Boynton Beach Police Pension Fund
Fiscal Year Rates of Return
September 30, 2018



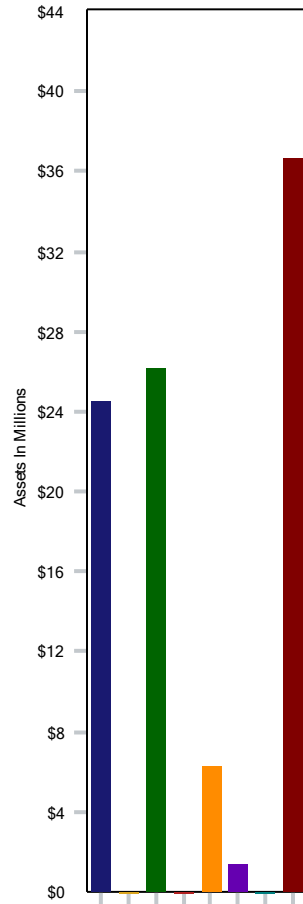
Disclosure: Actuarial assumption rate as of September 30, 2018. Past performance is not indicative of future results.

Boynton Beach Police Pension Fund Historical Asset Allocation September 30, 2018

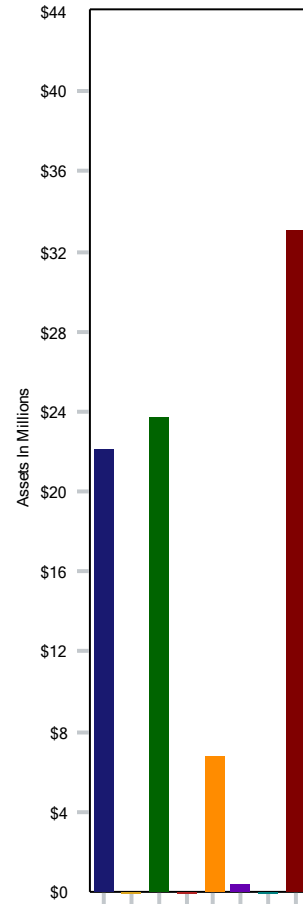
September 30, 2018



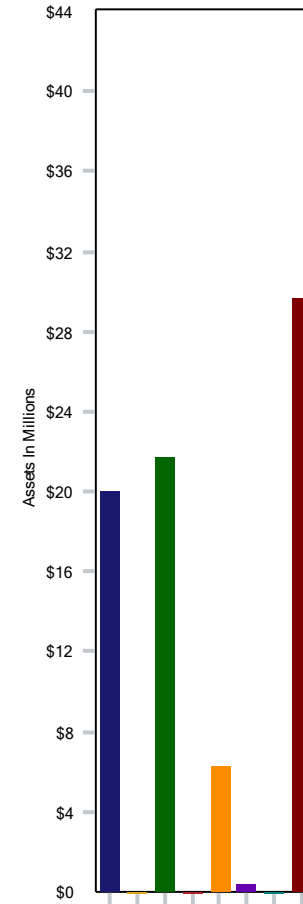
September 30, 2017



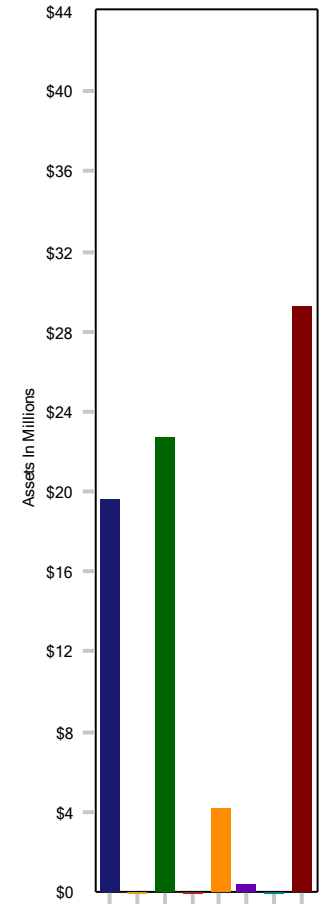
September 30, 2016



September 30, 2015



September 30, 2014



■ US Equity	25.75	■ US Equity	25.78	■ US Equity	25.66	■ US Equity	25.64	■ US Equity	25.78
■ International Equity	0.00	■ International Equity	0.00	■ International Equity	0.00	■ International Equity	0.00	■ International Equity	0.00
■ US Fixed Income	28.63	■ US Fixed Income	27.59	■ US Fixed Income	27.58	■ US Fixed Income	27.82	■ US Fixed Income	29.77
■ US REIT (Real-Estate Funds)	0.00	■ US REIT (Real-Estate Funds)	0.00	■ US REIT (Real-Estate Funds)	0.00	■ US REIT (Real-Estate Funds)	0.00	■ US REIT (Real-Estate Funds)	0.00
■ US Private Real Estate	6.61	■ US Private Real Estate	6.61	■ US Private Real Estate	7.86	■ US Private Real Estate	8.02	■ US Private Real Estate	5.49
■ US Cash	0.43	■ US Cash	1.50	■ US Cash	0.50	■ US Cash	0.51	■ US Cash	0.49
■ US Mixed Assets	0.00	■ US Mixed Assets	0.00	■ US Mixed Assets	0.00	■ US Mixed Assets	0.00	■ US Mixed Assets	0.00
■ Global Mixed Assets	38.58	■ Global Mixed Assets	38.52	■ Global Mixed Assets	38.40	■ Global Mixed Assets	38.02	■ Global Mixed Assets	38.48